

TECHNICAL SHEET

Magic Bottle cap remover and decapping bench • Specifications and Dimensions

Code	Compressed air	Overall dimensions (L x W x H) - mm	Overall dimensions (L x W x H) - inch
ACBASCO1	1/4" Gas • 1-2 bar pressure	400 x 60 x 850	157.5 x 23.5 x 33.5
9SAE01	1/2" Gas • 6 bar pressure	820 x 2000 x 2057	32.3 x 78.7 x 81

9WFE01 Series: bottle washing systems • Specifications and Dimensions

In-line bottle handling unit*			
Code	Heating system	Overall dimensions (L x W x H) - mm	Overall dimensions (L x W x H) - inch
9WFE01	Electric	790 x 3570 x 1970	31 x 140.5 x 77.5

- Made as follows:
- a) Electrically heated Bottle washer with lifting hood. (dimensions 790 x 660 x 1970 mm / 31.1 x 25.98 x 77.56 inch).
 - b) Emptying table with sink, cold water shower and sliding doors (dimensions 790 x 1200 x 980 mm / 31.1 x 47.24 x 38.58 inch).
 - c) Filling table, complete with sliding doors, electrical box, 3 position timer, microprocessor for regular flushing through the filling manifold (fitted with tri-clamp connection for ease of disinfection) (dimensions 790 x 1700 x 1255 mm / 31.1 x 66.93 x 49.41 inch).

Split-up configurations**			
Code	Configuration	Overall dimensions (L x W x H) - mm	Overall dimensions (L x W x H) - inch
9E01	Bottle emptying station	790 x 1200 x 980	31 x 47 x 38.6
9E01S	Bottle emptying station "short"	790 x 1000 x 980	31 x 39.4 x 38.6
9F01	Bottle filling station	790 x 1700 x 1255	31 x 67 x 49.5
9WE01	Bottle emptying and washing station	790 x 1865 x 1970	31 x 73.5 x 77.5
9WF01	Bottle washing and filling station	790 x 2365 x 1970	31 x 93 x 77.5
9SAWE01	Bottle semi-automated emptying table and washingstation	820 x 2670 x 2057	31 x 105 x 81

* To be operated only with 2 x 18 water bottle crates.
 ** Tables include sliding doors.

200 Series: bottle wash, fill and recapping systems • Specifications and Dimensions

Bottle washers			
Code	Heating system	Overall dimensions (L x W x H) - mm	Overall dimensions (L x W x H) - inch
9LBTR202	Electric*	790 x 1826 x 1973	31 x 71.9 x 77.7
9LBTV202	Steam**	790 x 1826 x 2058	31 x 71.9 x 81

* Electric supply: 400V 50Hz Three-phase + N + E.
 ** Steam supply: 1/2 G - 3 to 5 bar dynamic pressure.

Bottle filling benches***			
Code	Fillers	Overall dimensions (L x W x H) - mm	Overall dimensions (L x W x H) - inch
9F0124*	1	790 x 1700 x 1255	31 x 67 x 49.5
9F0224**	2	790 x 2000 x 1255	31 x 18.5 x 49.5
9F01AU1*	1	790 x 2200 x 1255	31 x 18.5 x 49.5

* To be operated in conjunction with 2 x 18 or 1 x 24 IWT bottle crates.
 ** To be operated in conjunction with 4 x 18 or 2 x 24 IWT bottle crates.
 *** Unit is complete with electrical box for manual/automated filling operation.

Electric supply: 400V 50Hz Three-phase + N + E.

Bottle re-capping unit*			
Code	Compressed air	Overall dimensions (L x W x H) - mm	Overall dimensions (L x W x H) - inch
9RS01	1/2" Gas • 6 bar pressure	790 x 1143 x 1922	31 x 45 x 75.7

* To be operated in conjunction with 2 x 18 or 1 x 24 IWT bottle crates.

9WFE01 Unit: Accessories & options

- Cage holding kit for the washer (9LBG01ATA).
- Transport trolley for bottle washing detergent (1 drum) (AC700TD1).
- S/s wire crate for 18 small/medium bottles (9LBCB18---)*.
- S/s drop in lid for all 18 bottle crates (9LBCBACUN2).
- Magic™ compressed air individual cap remover (ACBSAC01).
- Portable compressor for feeding Magic cap remover (ACBSACCP).
- S/s wire mesh basket for holding bottle caps (to be located in the emptying table sink or in the de-capping module sink) (9LBCMMAGIC).
- Stand-alone filling manifold with quick release valved handle (9F18M).
- Autoclavable stainless steel transport trolley with drawers (ACCACB---).

200 Series: Accessories & options

- Board mounted printer for data registration (9LAST801).
- Roof mounted exhaust fan (9LBF200).
- "L" shape angle trim around side walls and top for barrier application (9LBS200).
- S/s wire crate for 18 small/medium bottles (9LBCB18---)*.
- S/s drop in lid for all 18 bottle crates (9LBCBACUN3).
- S/s wire mesh basket for holding bottle caps (to be located in the emptying table sink or in the de-capping module sink) (9LBCMMAGIC).
- S/s wire crate with sliding lid for 10 large bottles (9LBCB10---)*.
- S/s wire crate with sliding lid for 24 small/medium bottles (9LBCB24---)*.
- S/s low profile (150 mm ht) universal wire mesh basket with hinged lid (9LBCA001).
- S/s high profile (260 mm ht) universal wire mesh basket with hinged lid (9LBCA003).
- S/s crate with sliding lid for holding individually 64 bottle caps (9LBCC6490).
- Stand alone filling manifold (5 nozzles) with quick release valved handle (9F05M).
- Stand alone filling manifold (18 nozzles) with quick release valved handle (9F18M).
- Autoclavable stainless steel transport trolley with drawers (ACCACB---).

Water drinking treatment: Accessories & options

- 2nd probe for water pH concentration cross-monitoring (AC700SAAPH).
- S/s electro-polished tubular trolley, mobile for use of the acidifier as a stand alone separate unit (ACCAC0011).
- S/s electro-polished tubular trolley, mobile and to be fitted during operation under the filling table (ACCAC0021).
- Pressure gauges to be used with the Filtration Unit for monitoring drinking water pressure drop (ACCAPGA).

* Please consult with your local representative for bottle model/six and crate compatibility.



HEADQUARTERS
ITALY | Tel. +39 0332 809711 • www.tecniplast.it • E-mail: tecnicom@tecniplast.it
 SISTER COMPANIES
AUSTRALIA/NEW ZEALAND | Tel. + 61 2 8845 6500 • www.tecniplast.it • E-mail: info@tecniplast.com.au
FRANCE | Tel. 04 72 52 94 41 • www.tecniplast.fr • E-mail: info@tecniplast.fr
GERMANY | Tel. 08805 921320 • www.tecniplast.de • E-mail: info@tecniplast.de
UNITED KINGDOM | Tel. 0845 0504556 • www.tecniplast.it • E-mail: info@tecniplastuk.com
JAPAN | Tel. + 03 5770 5375 • www.tecniplast.it • E-mail: info@tecniplastjapan.co.jp
USA/CANADA | Toll Free: 877.669.2243 • www.tecniplastusa.com • E-mail: info@tecniplastusa.com
 To find your local distributor, please visit www.tecniplast.it



Related Products

To maximise operational efficiency and learn more about these products contact your local representative.



Logistic trolleys offer safety and ergonomic features that enable high load-density for moving cages and bottles, crates, pallets and covers.



MultiMagic. Semi-automated in-line Bottle Handling System.



900 Series Rack Washer. Designed specifically to meet the throughput needs of medium to large size facilities, these machines will live up to your highest expectations in terms of maximum cleaning efficiency, safety, environmental impact and quality construction.



Bottle wash and fill: integrated solutions

- Suitable for in-line and/or barrier applications
- Integrated solutions, inclusive of logistics
- Lowest energy/water consumption in the industry
- Automation-assisted capping/decapping

"Really impressed by the attention to detail covering every aspect of bottle processing - from A to Z."



1/9WEF01: in-line bottle handling station

The integral station, Code 9WEF01, not suitable for pass-through applications, can be formatted in a straight work-flow pattern (refer picture) or an "L" configuration, depending upon washing room lay-out and working procedures. The heart of the system is a lifting hood type bottle washer which greatly simplifies loading and unloading of crate batches (see sequence below). The washer features rotating arms with separate wash and rinse circuits and a two-cycle (long and short) program controller with a simple touch screen interface. The filling table is inclusive of three-position filling time selector, microprocessor for regular flushing through the filling manifold and front sliding doors.

The use of our unique nylon friction-free runners on the emptying and filling benches enhances the ergonomics of the system (no lifting but just sliding of the baskets through the process) as well as safeguarding the operator by greatly reducing noise level during handling. See back page for split-up configurations available to meet different requirements and different budgets. Emptying and filling tables can be custom-sized in length in order to meet specific staging requirements or space constraints.

2/Magic bottle cap remover

This effective low-budget solution to getting bottle caps off is powered by compressed air, very easy to install on the rear of the emptying bench and compact in size. In the absence of compressed air in the facility a portable compact compressor (600 x 300 x 700 mm / 23.62 x 11.81 x 27.56) is available on demand to provide the required compressed air. Magic is a highly user friendly kit, ideally operated in conjunction with our integral in-line wash and fill station, Code 9WEF01, in small facilities.

3/200 Series: a pass-through bottle wash

This unit was specifically developed to meet the demand of bottle washing systems positioned in a barrier between dirty and clean zones (angle trims are available as options). The washer features interlocking sliding doors protecting the integrity of the pressure differential between the two areas whilst facilitating the process of loading, sliding and unloading bottle crates and cap baskets. The 200 series washer features stainless steel rotating arms, 35 s/s nozzles to ensure good coverage, a 1.5 kW wash pump (460 l/min) and double rinse boilers, making for a 2 to 3 minute complete cycle. This type of performance and design makes this model ideal for medium to large size facilities. IWT unique nylon friction free runners are located on both sides in order to facilitate the process of sliding in/out crates whilst reducing noise level during operation.

4/200 Series: stand alone configuration


The machine is equipped with a touch screen as operator interface and optionally with exhaust fan and a printer for relevant cycle parameter registration. The 200 series washer can be installed as a stand-alone unit or could be integrated with emptying and filling tables, as for the 9WEF01 model. The filling table is inclusive of a three position filling time selector, microprocessor for regular flushing through the filling manifold and front sliding doors. See back page for details and catalogue numbers of the single components which can be purchased together or individually. Emptying tables and filling benches can be custom-sized in length in order to meet specific staging requirements or space constraints.

Washing

Bottle wash and fill: integrated solutions


A dedicated in-line integrated bottle processing station can provide a consistent and flexible response to the problem of processing bottles and caps in small size facilities. The combination of a bottle-emptying table and an in-line washing and filling station can release staff from many of the physical and repetitive tasks of lifting and moving heavy bottle crates.

9WEF01: In-line bottle handling station



Magic bottle cap remover

2




MAGIC



Drinking water treatment units

5



200 Series: a pass-through bottle wash

3



200 Series: stand alone configuration

4



5/Drinking water treatment units

The quality of the drinking water is a key parameter in any research program and therefore IWT have engineered solutions which, combined with good operating procedures, can provide a better quality of water. IWT drinking water acidifier is a complete system to accurately mix a base treating solution (sulphuric acid highly recommendable) into animal drinking water for the purpose of pH level control or medication. The unit, Code AC700SAA, features a solution mixing chamber, a re-circulating booster, a chemical injection pump, a pH monitoring probe, and a reservoir for the diluted acid. A second pH probe and mobile housing trolley are available as options. The unit comes fully electro-polished (for better resistance to chemical aggression) and is preferably to be used in conjunction with 9F01AU filling bench in order to be safely stored during operation under the bench and easily accessible through the front hinged door for acid refilling and/or maintenance.

6/Filtration panel

A wall-mounted panel with a battery of 3 filter cartridges from 10 down to 0.2 µ is available. Easy to access for visual check and maintenance, the unit features pressure gauges for monitoring pressure drop during use.

7/Semi-automated de-capping module

For medium to large size facilities where bottle handling becomes a repetitive task, IWT have developed an enhanced bench for de-capping and emptying bottles. The IWT de-capper (Code 9SAE01), a by-product of the Kronos technology, is a bench with a self-contained module where 18 nozzles powered by compressed air blow the caps off the bottles. Then the crate is automatically rotated and caps fall into a sink into a dedicated presentation basket which is periodically removed and slid into the washer. This module can replace or upgrade (as a retrofitting) the standard emptying table, code 9E01, available for both the 9WEF01 unit and the 200 series pass-through bottle washer.

8/Semi-automated re-capping module

With the IWT re-capper, bottles are re-capped automatically by means of a sliding lowering pneumatic header featuring 6 air nozzles. The incorporated cap dispenser takes all sipper tubes used in conjunction with any silicone ring bottle. It comes with a stainless steel supporting bench and a side shelf to hold a cap mesh crate. This stand-alone re-capping module is designed to be used in conjunction with any (new or existing) 9WEF01 unit, 200 series pass-through bottle washer/filler as well as the semi-automated MultiMagic system.

Semi-automated de-capping module

7



Semi-automated re-capping module

8

